



# Board of Selectmen's Proposed Budget

---

FISCAL YEAR 2026-2027

PRESENTED MARCH 11, 2026

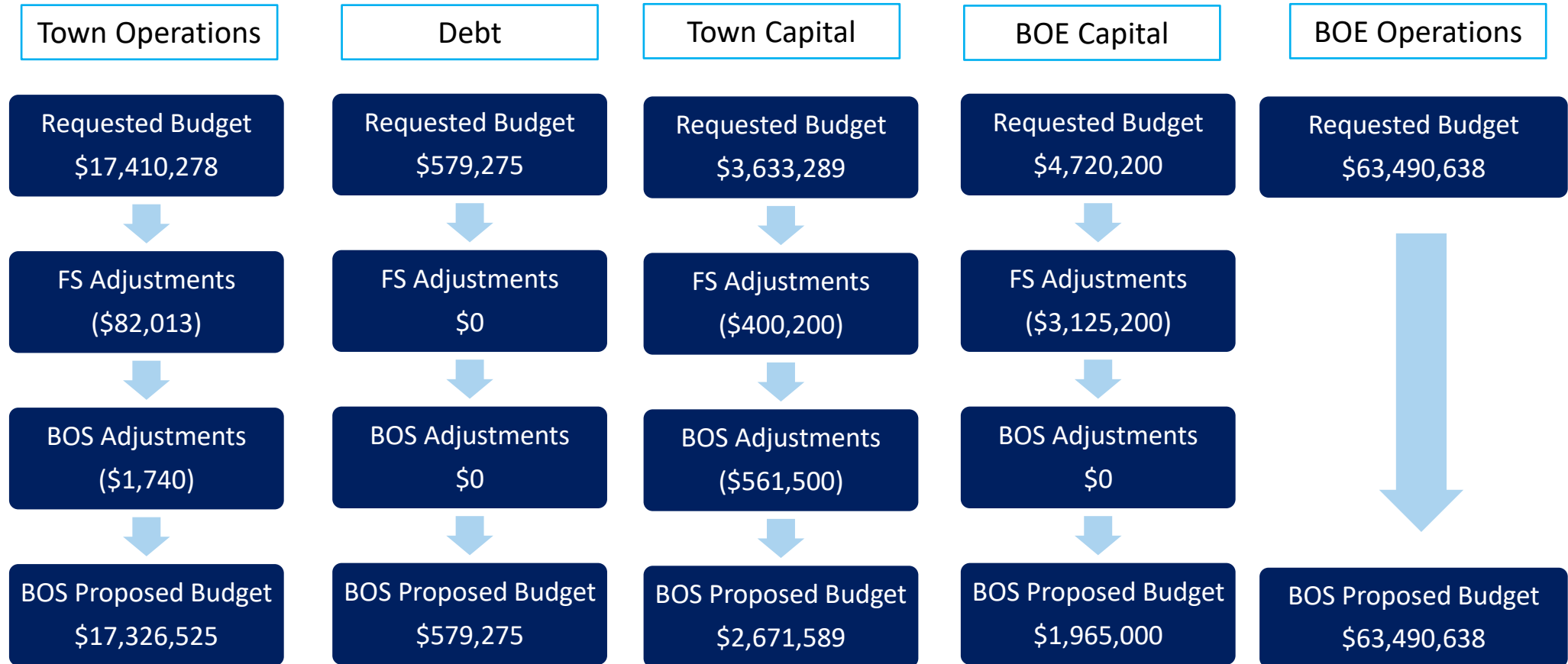
# Proposed Budget Summary

	Approved FY26	Proposed FY27	Increase (Decrease)	
TOTAL OPERATING	\$77,535,006	\$80,817,163	\$3,282,157	4.23%
TOTAL CAPITAL	3,259,098	4,162,526	903,428	27.72%
TOTAL DEBT SERVICE	494,475	579,275	84,800	17.15%
<b>TOTAL GROSS BUDGET</b>	<b>\$81,288,579</b>	<b>\$85,558,964</b>	<b>\$4,270,385</b>	<b>5.25%</b>
<i>Less: Total Revenues</i>	4,418,666	4,455,719	37,053	0.84%
<b>TOTAL NET BUDGET</b>	<b>\$76,869,913</b>	<b>\$81,103,245</b>	<b>\$4,233,332</b>	<b>5.51%</b>
Grand List	\$3,265,287,540	\$3,290,945,336	\$25,657,796	0.79%
<b>Mill Rate</b>	<b>23.90</b>	<b>24.99</b>	<b>1.09</b>	<b>4.56%</b>

# Proposed Expenditure Summary

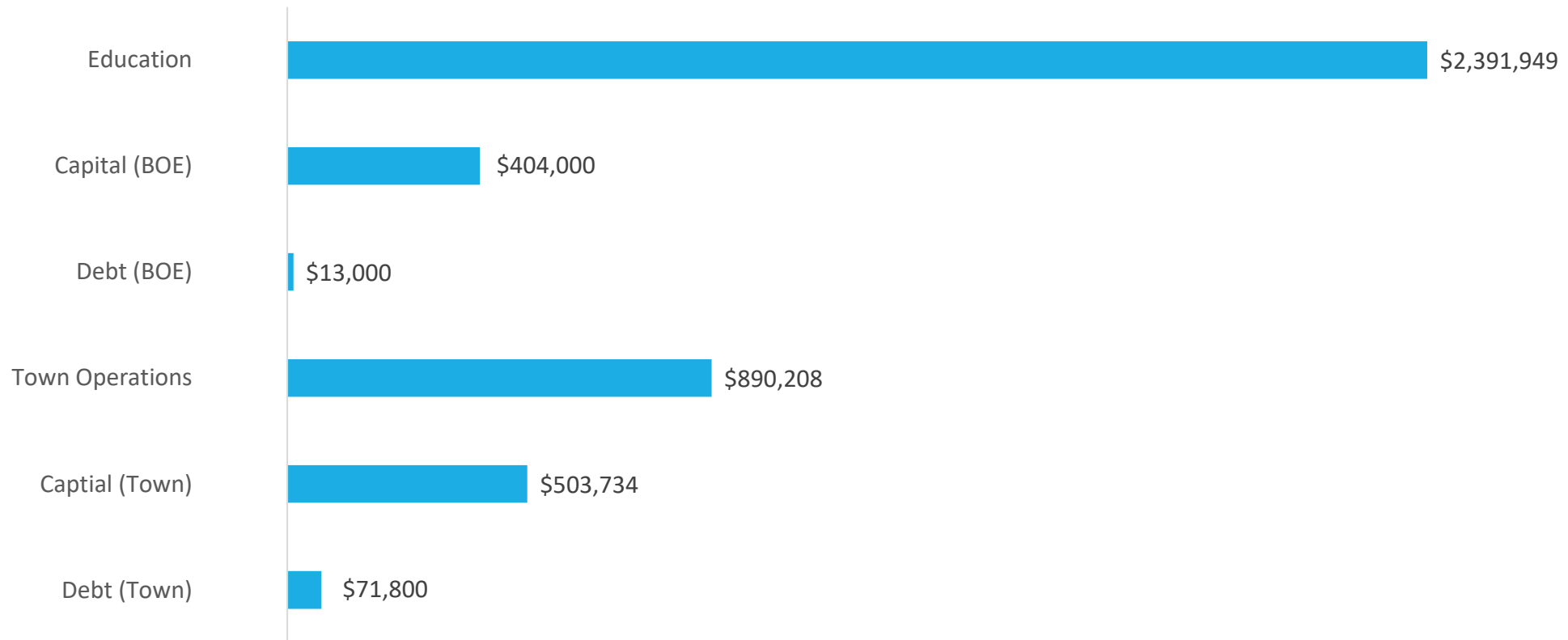
	Approved FY26	Proposed FY27	Increase (Decrease)	
Town Government	\$16,436,317	\$17,326,525	\$890,208	5.42%
BOE Operating	61,098,689	63,490,638	2,391,949	3.91%
<b>TOTAL OPERATING</b>	<b>\$77,535,006</b>	<b>\$80,817,163</b>	<b>\$3,282,157</b>	<b>4.23%</b>
Town Capital	\$2,167,855	\$2,671,589	\$503,734	23.24%
BOE Capital	1,561,000	1,965,000	404,000	25.88%
Less: Capital Offsets	(169,757)	(104,063)	65,694	(38.70%)
Turf Offset	0	(370,000)	(370,000)	
Use of Fund Balance	(300,000)	0	300,000	100.00%
<b>TOTAL CAPITAL</b>	<b>\$3,259,098</b>	<b>\$4,162,526</b>	<b>\$903,428</b>	<b>27.72%</b>
Town Debt Service	\$143,600	\$215,400	\$71,800	50.00%
BOE Debt Service	350,875	363,875	13,000	3.71%
<b>TOTAL DEBT SERVICE</b>	<b>\$494,475</b>	<b>579,275</b>	<b>\$84,800</b>	<b>17.15%</b>
<b>TOTAL</b>	<b>\$81,288,579</b>	<b>\$85,558,964</b>	<b>\$4,270,385</b>	<b>5.25%</b>

# Proposed Expenditure Changes



# Allocation of Total Changes

---



---

# Proposed Revenues

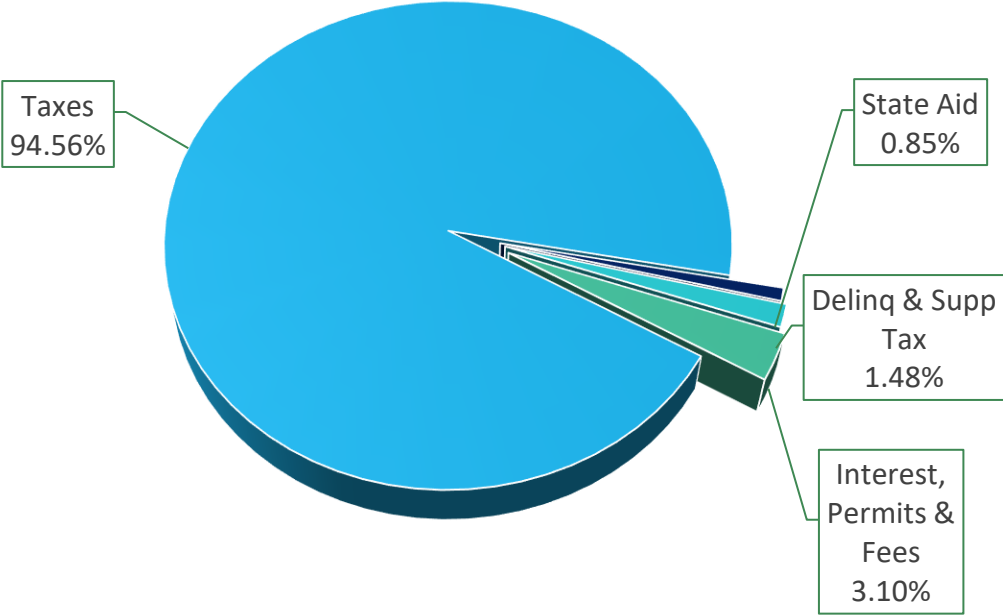
---

FINANCING THE BUDGET

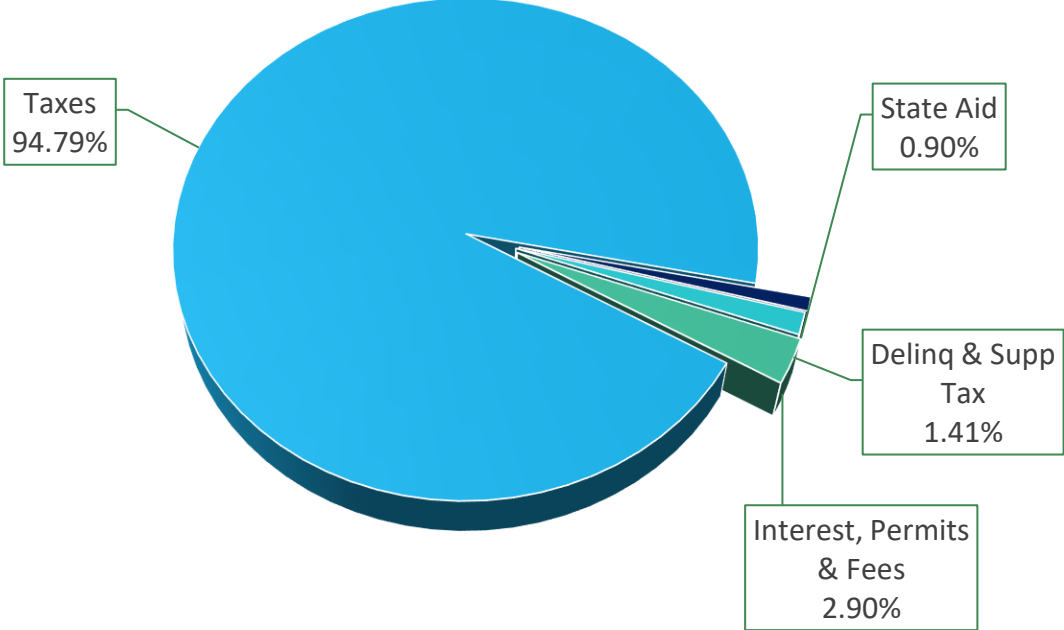


# Revenue Comparison

ADOPTED BUDGET FY2025-26



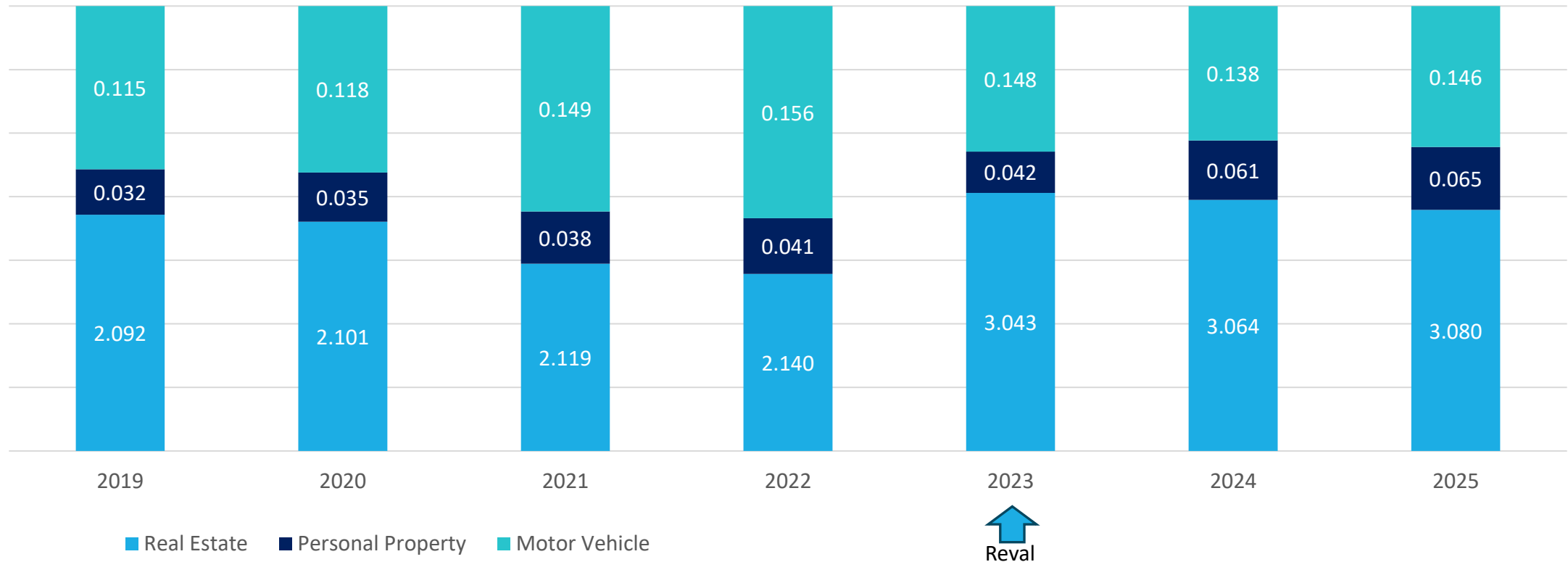
PROPOSED BUDGET FY2026-27



# Financing the Budget: Changes in the Grand List

Grand List growth results in over \$613,000 of additional revenue based on current mill rate

Percent Change	0.74%	2.32%	1.30%	38.40%	0.96%	0.79%
----------------	-------	-------	-------	--------	-------	-------



---

# Board of Education Expenditures

---

# Expenditure Summary: Board of Education

---

- Board of Education Operating Expense is requested to be funded at \$63,490,638 – an increase of \$2,391,949 or 3.91%

	Approved FY2025-26	Requested FY2026-27	Proposed FY2026-27	Proposed Change	
<b>Operating</b>	\$61,098,689	\$63,490,638	\$63,490,638	\$2,391,949	3.91%
<b>Capital</b>	1,561,000	4,720,200	1,595,000	34,000	2.18%

- Majority of original Board of Education Capital Request was for HVAC in the Hurlbutt North House.

# Expenditure Summary: Board of Education – Recommendations

---

- **BOE Operating Budget Recommendations from the BOS:**
  - Work with BOE on scenario analysis for possible reductions to the Operating Budget and the impact to programming.
  - Examine Internal Services Fund to decide if prudent to use a portion of fund to reduce the tax impact of the Operating budget.
  
- **BOE Capital Budget Recommendations from the BOS:**
  - Hurlbutt North House HVAC at \$2,425,200 was removed from the CIP for new taxpayer funding. The BOS recommends that, in addition to the State grant, local funding come from the use of undesignated fund balance.

---

# Town Government Expenditures

---

# Expenditure Summary: Town Government

---

- Town Government operating budget proposed to be funded at \$17,326,525 – an increase of \$890,208 or 5.42%

## Influences on Town Budget

ITEM	COST
Health Insurance Increase	\$336,833
Contracted Water System Operator	53,731
Police Overtime for Traffic Enforcement	40,000
IT System Upgrades	38,900
Increase in CMERS Pension Contribution	28,729
Premium Increase for LAP & Workers Comp	16,251
Senior Center Assistant Program Coordinator Upgrade	11,728
Senior Center Donation Match	5,000

# Expenditure Summary: Town Government

---

## ■ Town Operating Highlights:

- Road Maintenance: The budget continues 2<sup>nd</sup> year of road maintenance as an operating expense to preserve road surfaces with crack sealing to extend life of the road.
- Healthcare: Health insurance is projected to increase 13%. Health insurance marketplace has increases exceeding 20% across the board.
- Water System Operator: The long-serving contractor supporting the Town's two water systems retired in FY25-26. Present pricing for chemicals and professional services is significantly higher. This service is out for bid to re-assess market pricing.
- Information Technology: A legacy system essential to the Town Clerk's Office needs to be replaced with a new system at a higher cost. Additionally, the Town's website is proposed for an upgrade to a newer system version.

# Expenditure Summary: Town Government Cost Centers

---

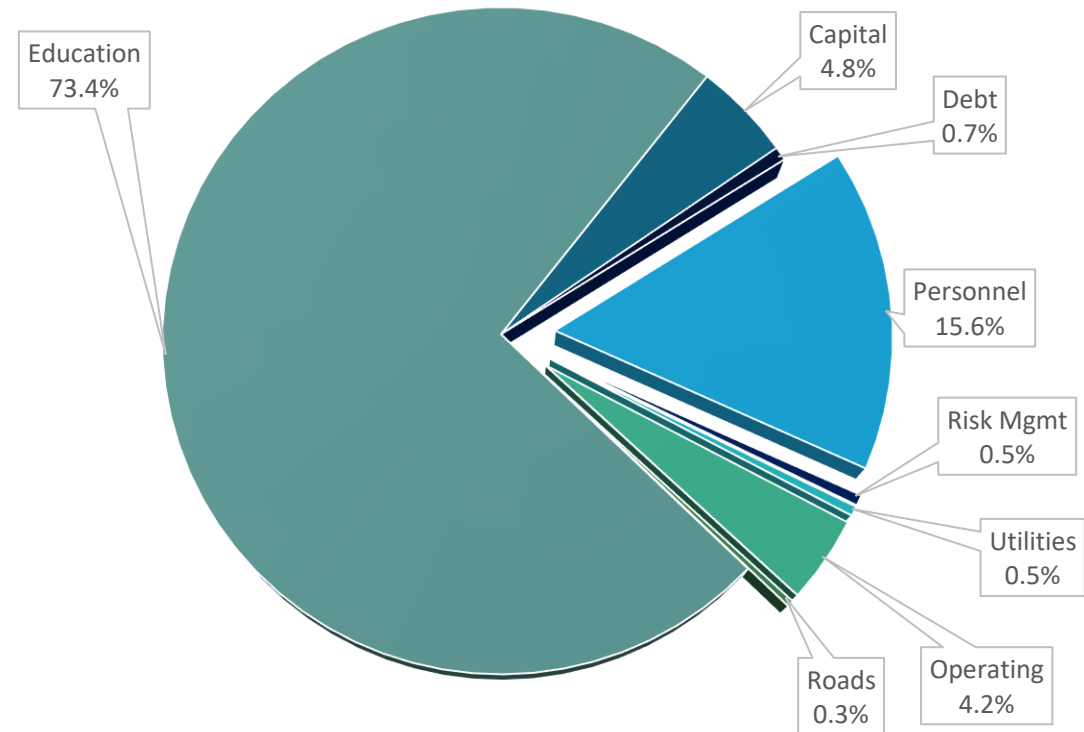
Activity	FY2025-26 Budget	FY2026-27 Proposed Budget	Amount Change	Percent Change
General Government	\$8,113,149	\$8,676,078	\$562,929	6.9%
Public Safety	3,958,381	4,134,455	176,074	4.4%
Public Works	2,199,500	2,246,103	46,603	2.1%
Sanitation, Health & Environ	480,227	533,302	53,075	11.1%
Library & Human Services	1,142,027	1,187,006	44,979	3.9%
Parks & Recreation	543,033	549,581	6,548	1.2%

# Expenditure Summary: Town Government Cost Centers

Town Cost Centers by Use

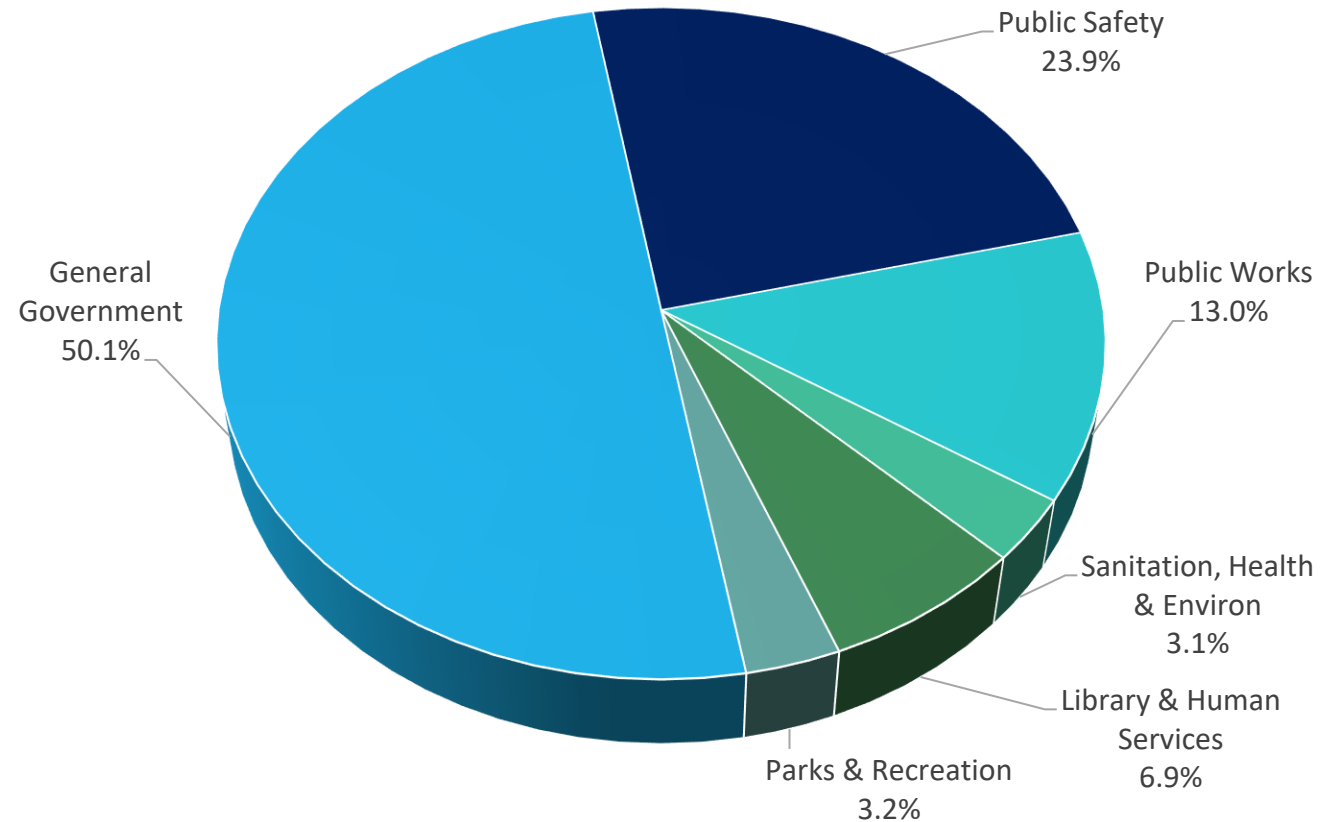
Activity		Amount
Personnel	Wages & Benefits	\$13,506,277
Risk Management	LAP & Workers Comp	448,672
Utilities	Utilities & Fuel	401,667
Operating	Maintenance of Fac./Equip.	672,217
	Contracted Services	2,283,270
	Other Operating	646,316
Road Works	Road Maint.	265,841

Town Cost Centers as a Percent of \$85,558,964 Budget



# Expenditure Summary: Town Government Cost Centers

---



---

# Capital Improvements

---

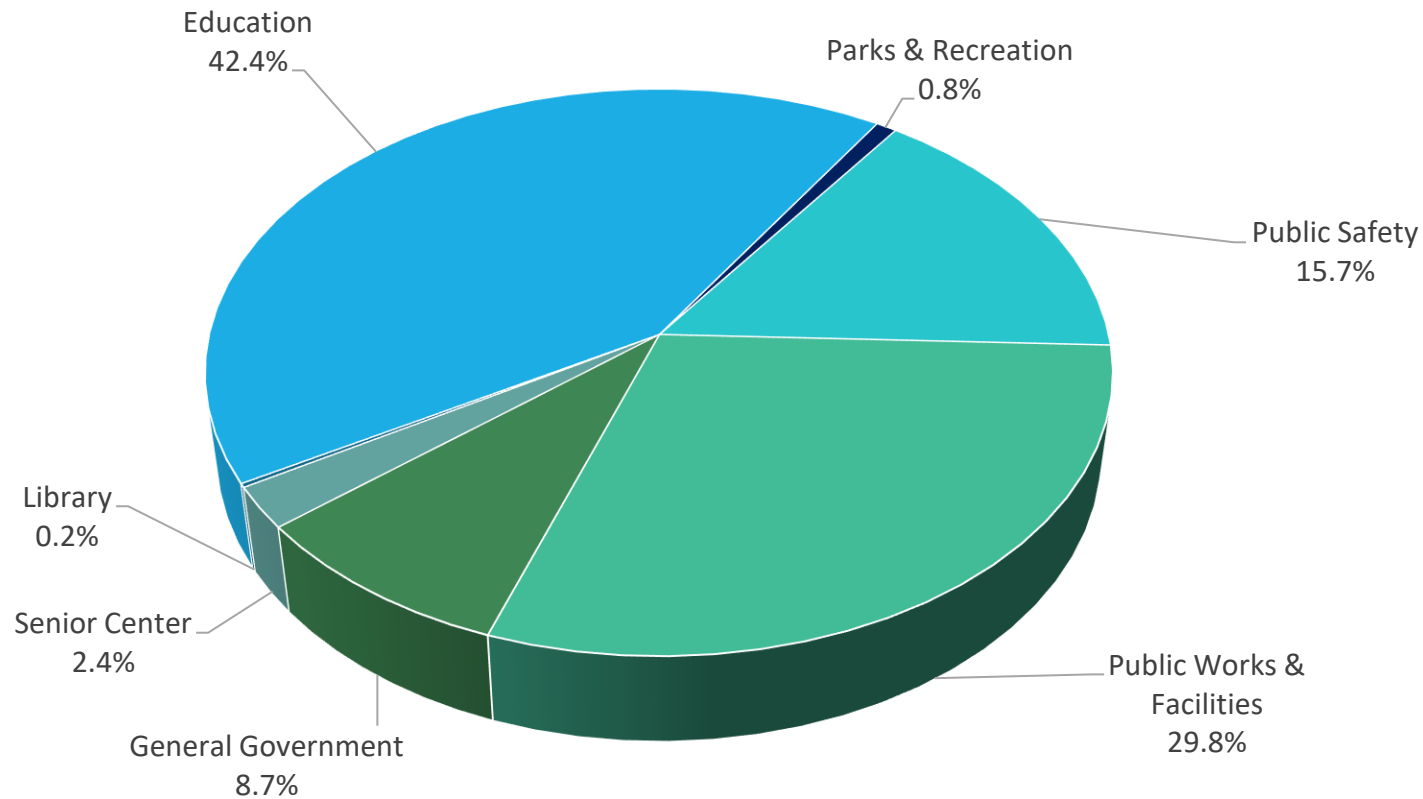
# Capital Funding

---

- On-going need for critical investments
- High priority items included in the Town Capital Plan for FY2026-27
  - Fire Truck Replacement Reserve
  - Investment in Road Reconstruction
  - Funding for Vehicle and Equipment Replacements
  - Planning for Facility Needs

# Capital Funding

Capital Projects by Cost Center

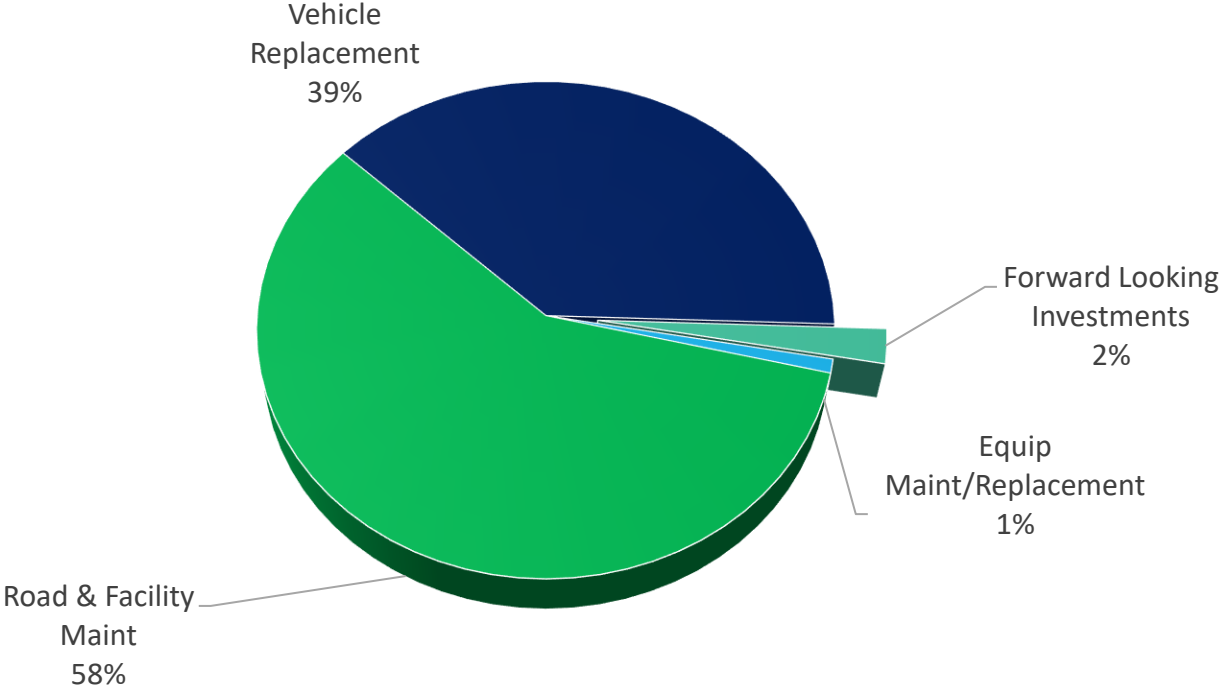


	Proposed Capital
Town Capital	\$2,671,589
BOE Capital	1,965,000
<i>Less:</i>	
Cap. Offset	(104,063)
Turf Offset	(370,000)
<b>TOTAL CAPITAL</b>	<b>\$4,162,526</b>

# 2026-27 Town Capital Projects

---

Allocation of Town Capital Requests



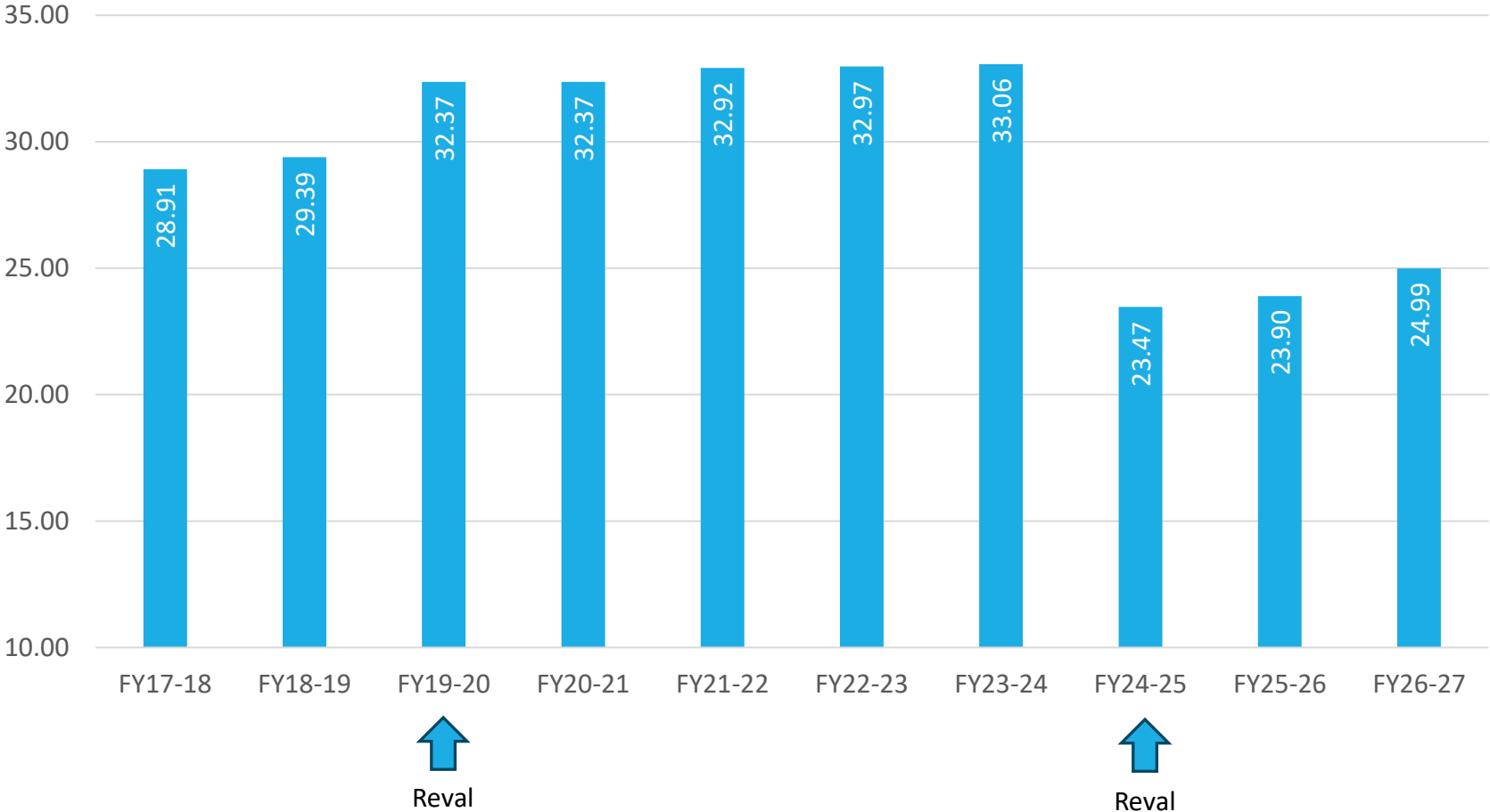
➤ 98% of Town Requests - \$2,671,589 - are maintenance only investments

---

# Proposed Mill Rate

---

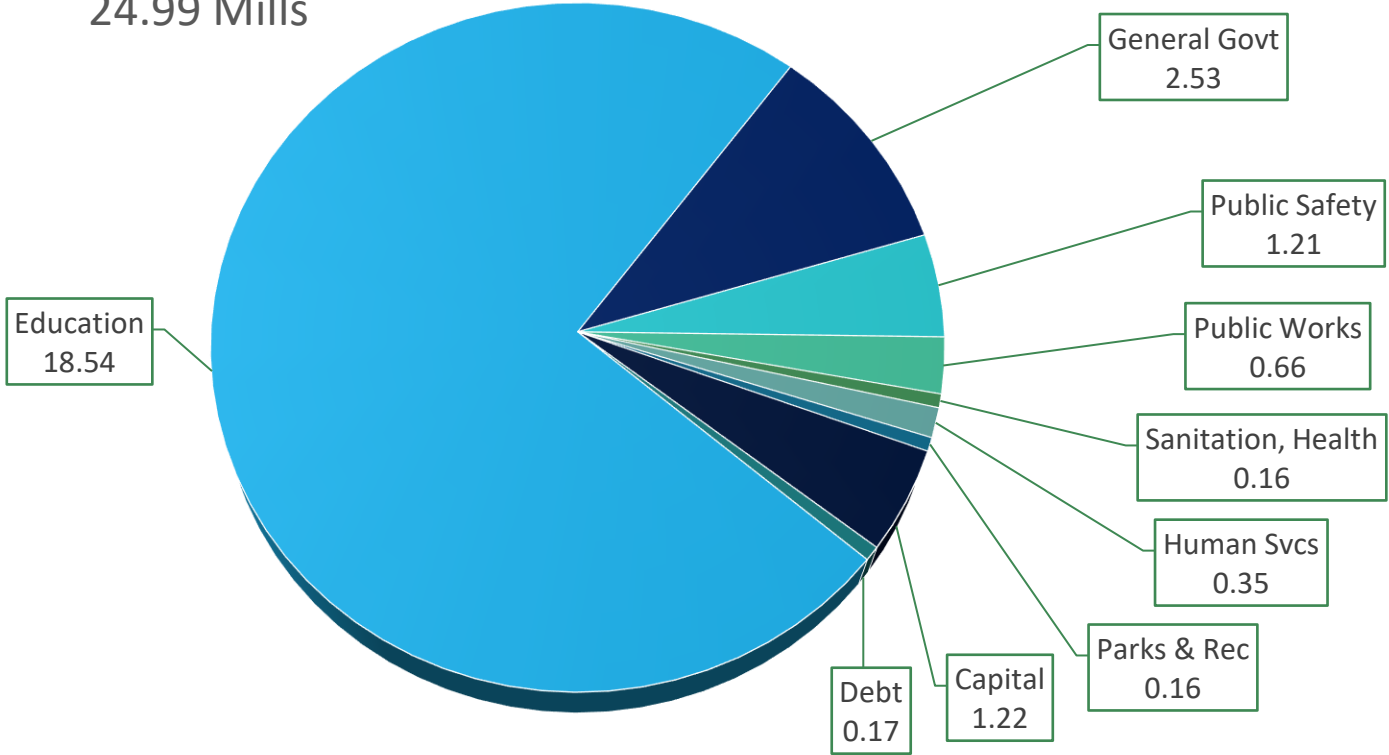
# Mill Rate History



	%
FY17-18	n/a
FY18-19	1.66%
FY19-20	10.14%
FY20-21	0.00%
FY21-22	1.70%
FY22-23	0.15%
FY23-24	0.27%
FY24-25	(29.01%)
FY25-26	1.83%
FY26-27	4.56%

# Proposed Mill Rate

FY26-27 Mill Rate Distribution  
24.99 Mills



	Mills
BOE Operating	18.54
Town Operating	5.06
Total Capital	1.22
Total Debt	0.17

# Impact on the Taxpayer

---

	<u>House 1</u>	<u>House 2</u>
Value Range	\$800k-1MM	\$1-1.5MM
Average Home	22% of All Homes	30% of all homes
Assessment (70% of market value)	\$899,651	\$1,226,328
Current Tax Bill (23.90 mills)	\$21,501.66	\$29,309.24
Proposed Tax Bill (24.99 mills)	\$22,248.28	\$30,645.94
Increase in Taxes (amount)	\$980.62	\$1,336.70
Increase in Taxes (percentage)	4.56%	4.56%

# Value of a Mill

---

- One Mill = \$3,290,945
- To impact the Mill Rate:
  - \$32,909 in cuts reduces the mill rate by 0.01 mills
  - For Average Taxpayer, 0.01 mill reduction will reduce the tax bill by \$9.00 or \$12.26

# How Average Tax Bill Revenue is Spent

---

Service	Amount	Percentage
Education	\$16,683.40	74.2%
General Government	2,279.81	10.1%
Public Safety	1,086.41	4.8%
Public Works	590.21	2.6%
Sanitation, Health & Environment	140.14	0.6%
Library & Human Services	311.91	1.4%
Parks & Recreation	144.41	0.6%
Debt Service	152.22	0.7%
Capital Expenditures	1,093.78	4.9%
<b>TOTAL</b>	<b>\$22,482.28</b>	<b>100.00%</b>

Town Operating share of tax bill = \$4,552.88 of \$22,482.28 (20.3% of total bill)

# How Average Tax Bill Revenue is Spent

---

